

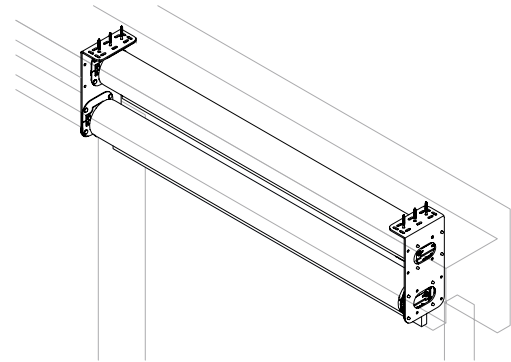


One Pocket, Duo Motorized Shades.

Features

- Pocket Duo shades are the best of both worlds in one cassette, occupying only 3.79" of depth, hidden in the pockets
- Ultra-quiet operation
- Programmable limits. Fine tunable using a remote or through your control system depending on configuration
- Industry leading light gaps, as small as 3/4", depending on size and configuration
- Shades move in unison, with speeds programmable through integration
- Optional Side & Sill Channels eliminate light gaps for a blackout experience
- Expansive textile / fabric options with UV blocking Sunscreen, Light Filtering, Privacy and Black-out available. Most commercial grade fabrics carry NFPA 701-10 California Title 19, ASTM E2180, ASTM G21 Bacterial & Fungal Resistance and some carry various Acoustical Ratings for sound absorption. Custom fabric options available
- Power failure memory for the life of the shade
- Available in Wired using 485/ Zigbee LV with Janus, SiFi, and Fontus, or Wireless using Zigbee or RTS technologies
- Low voltage power and communication over Category cable, or over existing 2-wire installations

Note: Fabric selection may limit the size of the shade, or force cassette size to the next size up; use the SI Flow Tool and SI Design Services with help determining shade size and fabric selection compatibility.



Pocket Duo Specifications

For illustration purposes only

Finish

Pocket Shades

Sizes

275 | 375 | 475

Methods of Control

Wired Integration and control

- IP control for all popular control systems - 485
- Serial 232
- Contact closure (global and local)
- 12 v trigger
- 0-10v

Wireless Integration and control

- RTS (global and local)
- IR
- Zigbee low-voltage (275 only)

Pocket Dimensions

275	375 / 475



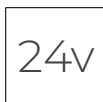
Specifications

Power

- Low Voltage Power, with operating voltage: (class 2, 24-28v DC)
- Line Level Voltage Power, with operating voltage: (110v AC, 50 - 60Hz)
- Power supply features over/under-voltage, over/under current, and thermal protection for all devices in the system
- Electrostatic isolated and galvanic isolation
- Non-volatile memory, meaning programming is protected in the case of a power failure
- Must use Screen Innovations supplied power source for all low-voltage and Power charging.

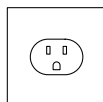
Compatible power sources

Configurable in 2 available motor types:



24v DC
Zigbee | RTS | 485

275 | 375 | 475



110v AC
RTS | 485

375 | 475

Flexible Configuration

- Create scenes, groups, and set times
- Systems we integrate with:

NANO 485 shades - BCP, Control4, Crestron SIMPL, Crestron Home*, Dry Contact Closures, Elan, IP, IR, Lutron*, Loxone, RS-232, RS-485, RTI, Savant, URC, 0-10v, 12v Trigger

NANO RTS shades - Alexa, Control4, Crestron SIMPL, Crestron Home*, Dry Contact Closures, Elan, Google Home via IFTTT, Josh.ai*, IP, IR, Loxone, RS-232 via URTSII, RS-485 via URTSII, RTI, Savant, URC, 12v Trigger via Connect

NANO Zigbee shades - Alexa, Control4, Crestron SIMPL, Crestron Home*, Elan, Google home, IP, Lutron*, RS-232*, RTI*, Savant, URC, Apple Homekit*, Phillips HUE*, Brilliant*, Josh ai*, Samsung Smart Things*

*-Coming Soon

System Size

Janus - Each Janus powers up to 8 devices, and up to 255 devices per segment

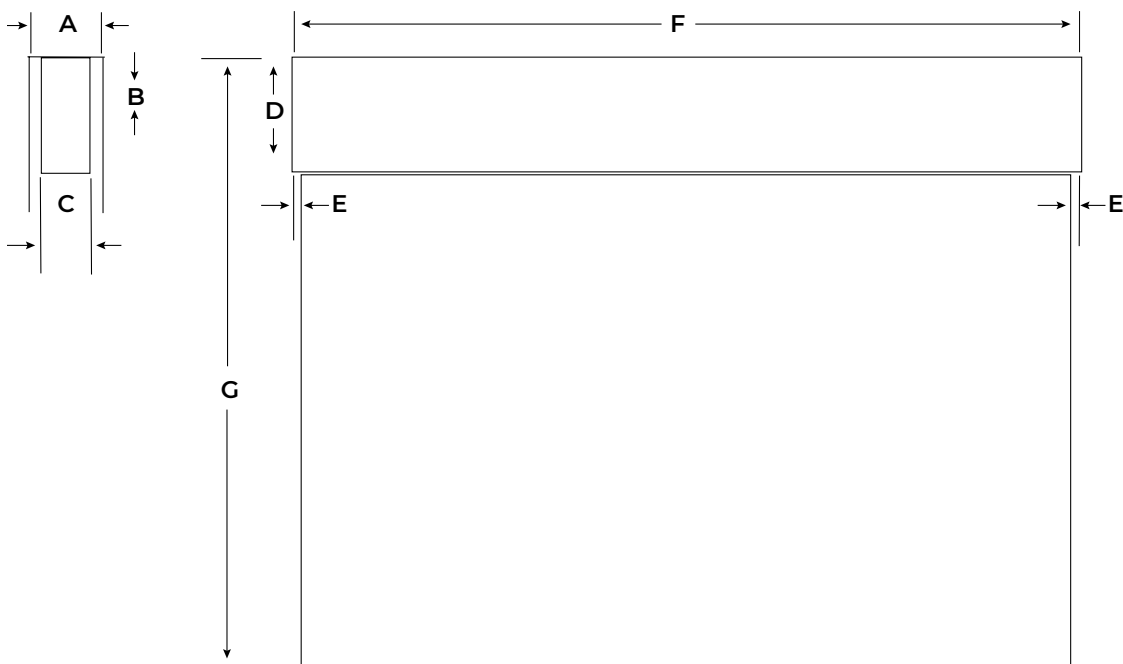
Zigbee - A Zigbee system can control up to 77 nodes per mesh controller, with no limit on number of mesh controllers for RTS

RTS - RTS systems can control virtually unlimited devices using LinkPro Z

Environment

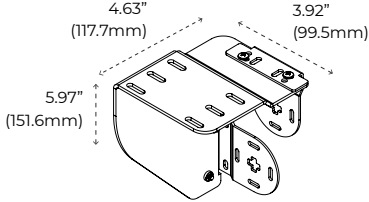
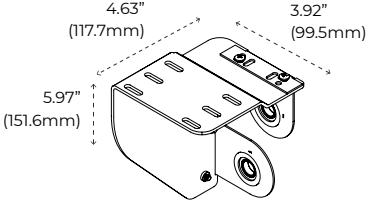
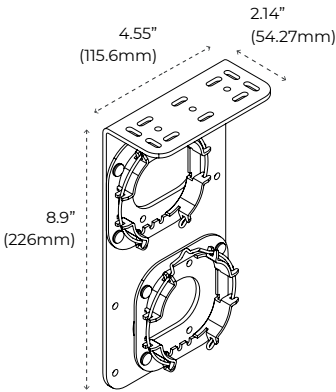
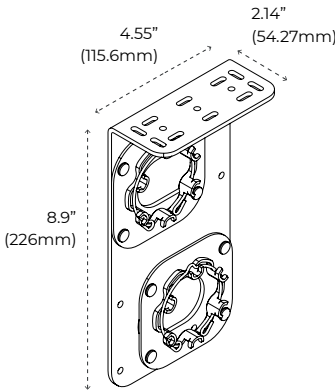
Operating temperature range is normal ambient (32 to 110 degrees), and humidity levels up to 90%. Not meant for wet environments

Shade and Pocket Measurements



Series	275	375		475	
Motor	DC	DC	AC	DC	AC
A	5"	7"	7"	7"	7"
B	6"	9"	9"	9"	9"
C	4"	4"	4"	4"	4"
D	7 ½"	10"	10"	10"	10"
E	¾"	1 ⅛"		1 ⅜"	
F	Ordered Shade Width Ordered Shade Height Fabric Width (F - 2E)				
G					
H					
Min. Width	17 ⅝"	37 ⅞"	32"	38"	32"
Max. Width	96"	120"	120"	180"	180"
Max. Height	73" - 144"	106" - 192"	106" - 192"	146" - 192"	146" - 192"

Mounting Brackets Measurements

	Motor Side Brackets	Idler Side Brackets
275		
375 or 475	<div>  <p>DC - Low Voltage</p> </div> <div>  <p>AC - Line Voltage</p> </div>	