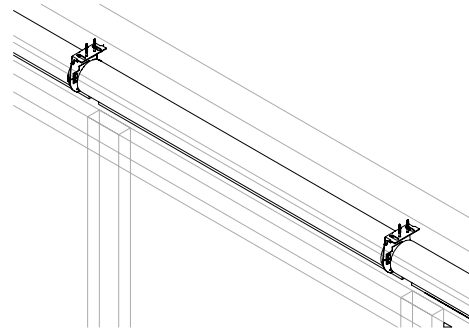


One motor, multiple shades in a pocket.

Features

- Modular design which can be easily transported and installed
- Overall up to 200" for 24v DC shades and 280" for 110v AC shades - (4 shades max.)
- Ultra-quiet operation, including soft start/stop technology with the low voltage motor option
- Programmable limits. Fine tunable using the remote, or the app, depending on configuration
- Smallest lightgaps in the industry, only 1" between each shade
- Perfect hembar alignment through coupler micro-adjustments so shades move in perfect unison. Hembar speeds programmable on LV motor options
- Optional Side & Sill Channels eliminate light gaps for a blackout experience
- Expansive textile / fabric options with UV blocking Sunscreen, Light Filtering, Privacy, and Black-out available, with many designer color and texture options to choose from. A large selection of commercial grade fabric options from industry leading suppliers carrying a range of testing certifications and compliance ratings, including fire ratings under NFPA 701-10 California Title 19, Bacterial & Fungal Resistance under ASTM E2180, ASTM G21, RoHS compliance fabrics, many with GREENGUARD certification, and various Acoustical Ratings for sound absorption, depending on fabric. Several fabric manufacturers and custom fabric options available
- Power failure memory for the life of the shade
- Available in Wired control using Janus, SIFI, and Fontus, or Wireless using RTS technology
- Low voltage power and communication over Category cable, or over existing 2-wire install

Note: Fabric selection may limit the size of the shade. Use the SI Flow Tool and SI Design Services for help determining shade size and fabric selection compatibility.



Pocket Coupled Specifications

For illustration purposes only

Finish

Pocket Shades

Sizes

375 | 475

Methods of Control

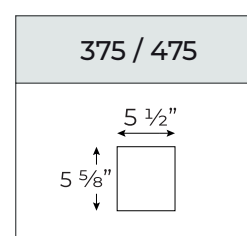
Wired Integration and control

- IP control for all popular control systems - 485
- Serial 232
- Contact closure (global and local)
- 12 v trigger
- 0-10v

Wireless Integration and control

- RTS (global and local)
- IR

Pocket Dimensions





Specifications

Power

- Low Voltage Power, with operating voltage: (class 2, 24-28v DC)
- Line Level Voltage Power, with operating voltage: (110v AC, 50 - 60Hz)
- Power supply features over/under-voltage, over/under current, and thermal protection for all devices in the system
- Electrostatic isolated and galvanic isolation
- Non-volatile memory, meaning programming is protected in the case of a power failure
- Must use Screen Innovations supplied power source for all low-voltage and Power charging.

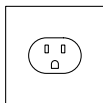
Compatible power sources

Configurable in 2 available motor types:



24v DC
RTS | 485

375 | 475



110v AC
RTS | 485

375 | 475

Max overall width of 200" on the DC motor and 280" on the AC motor

Flexible Configuration

- Create scenes, groups, and set times
- Systems we integrate with:

NANO 485 shades - AMX, BCP, Control4, Crestron SIMPL, Crestron Home*, Dry Contact Closures, Elan, IP, IR, Lutron, Loxone, RS-232, RS-485, RTI, Savant, URC, 0-10v, 12vTrigger
NANO RTS shades - Alexa, Control4, Crestron SIMPL, Crestron Home*, Dry Contact Closures, Elan, Google Home via IFTTT, Josh.ai*, IP, IR, Lutron, Loxone, RS-232, RS-485, RTI, Savant, URC, 12v Trigger
NANO Zigbee shades - Alexa, Control4, Crestron SIMPL, Crestron Home*, Elan, Google home via IFTTT, IP, IR*, Lutron*, RS-232*, RS485*, RTI*, Savant, URC*

NANO RTS shades - Alexa, Control4, Crestron SIMPL, Crestron Home*, Dry Contact Closures, Elan, Google Home via IFTTT, Josh.ai*, IP, IR, Lutron, Loxone, RS-232, RS-485, RTI, Savant, URC, 12vTrigger

*-Coming Soon

System Size

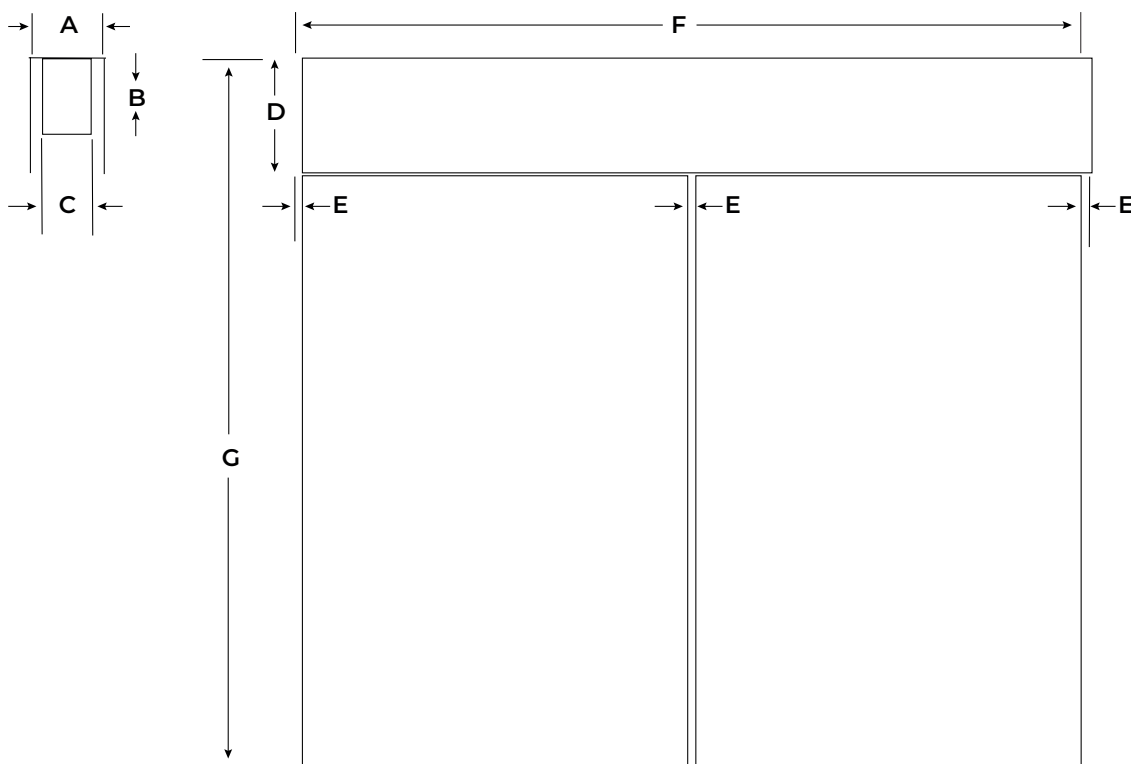
Janus - Each Janus powers up to 8 devices, and up to 255 devices per segment.

RTS - RTS systems can control up to 255 devices using LinkPro

Environment

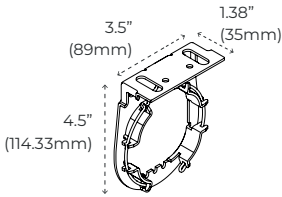
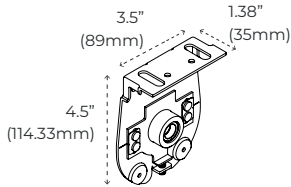
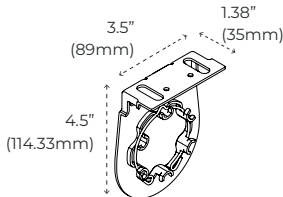
Operating temperature range is normal ambient (32 to 110 degrees), and humidity levels up to 90%. Not meant for wet environments

Shade and Pocket Measurements



Series	375		475	
Motor	DC	AC	DC	AC
A	5 1/2"	5 1/2"	5 1/2"	5 1/2"
B	5 1/2"	5 1/2"	5 1/2"	5 1/2"
C	3 3/8"	3 3/8"	4 7/16"	4 7/16"
D	5 5/8"	5 5/8"	5 5/8"	5 5/8"
E	1"		1 1/16"	
F	Ordered Shade Width Ordered Shade Height Fabric Width (F - 2E)			
G				
H				

Mounting Brackets Measurements

	Motor Side Brackets	Coupler and Idler Side Brackets
375 or 475	 <p>DC - Low Voltage</p>	
	 <p>AC - Line Voltage</p>	